



AT EVERY STEP OF THE WAY

# MagSquare 1000

P/N: 8100099

## Tool Features

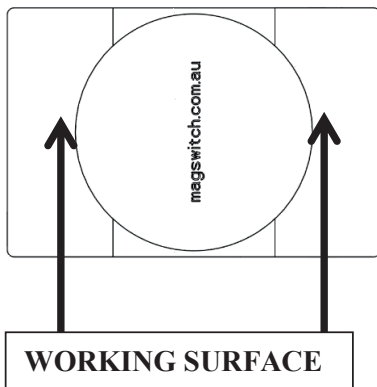
Welders and fabricators are raving about all the uses, convenience and time savings with Magswitch MagSquares. MagSquares are extremely powerful on off magnetic blocks with strong holding force available on all sides. Welders have never enjoyed this complete control over incredibly strong magnets (1,000 lbs (454 kg) on the MagSquare 1000). You can precisely position the MagSquare and material, and then turn the magnet on. MagSquares feature multi-plane workholding capability. It takes away the need for time consuming manual clamping on so many jobs, and works anywhere there is steel; you don't need an edge like you do with C-Clamps. All MagSquares are machined at 90 degrees, have pre tapped holes on all sides for mounting tools, jigs and fixtures. Fast 180 degree turn of the knob turns the MagSquare on and off. When off, nothing sticks to them. Once you understand all the uses, the time savings in set ups, and the ability to control these powerful magnetic blocks – you will want the entire range.



**WARNING!**  
**DO NOT OPERATE UNLESS IN**  
**CONTACT WITH FERROUS TARGET**

## Specifications

Max Breakaway *	1000 lbs	454 kg
Full Saturation Thickness	0.5"	13mm
Max Safe Shear *	148 lbs	67 kg
Net Weight	7.4 lbs	3.36 kg
Overall Height	147 mm	
Magnetic Pole Footprint	72 mm x 108 mm	



\* Max Breakaway determined in laboratory environment on 2" thick SAE1018 Steel with surface roughness 63 micro inches. Many factors contribute to the actual breakaway force in each application. Always test the magswitch in each application before deployment. Refer to the magswitch information booklet for more information.



Magswitch Technologies | 1000 S. McCaslin Blvd.  
Suite 301 | Superior | Colorado 80027  
+1 (303) 468.0662 | sales@magswitch.com

MSA Magnetix | 4 Prince of Wales Ave  
Unanderra NSW | 2526 | +61 2 4272 8180  
sales@msamagnetix.com.au

**MAGSQUARE 1000**  
**8100099**

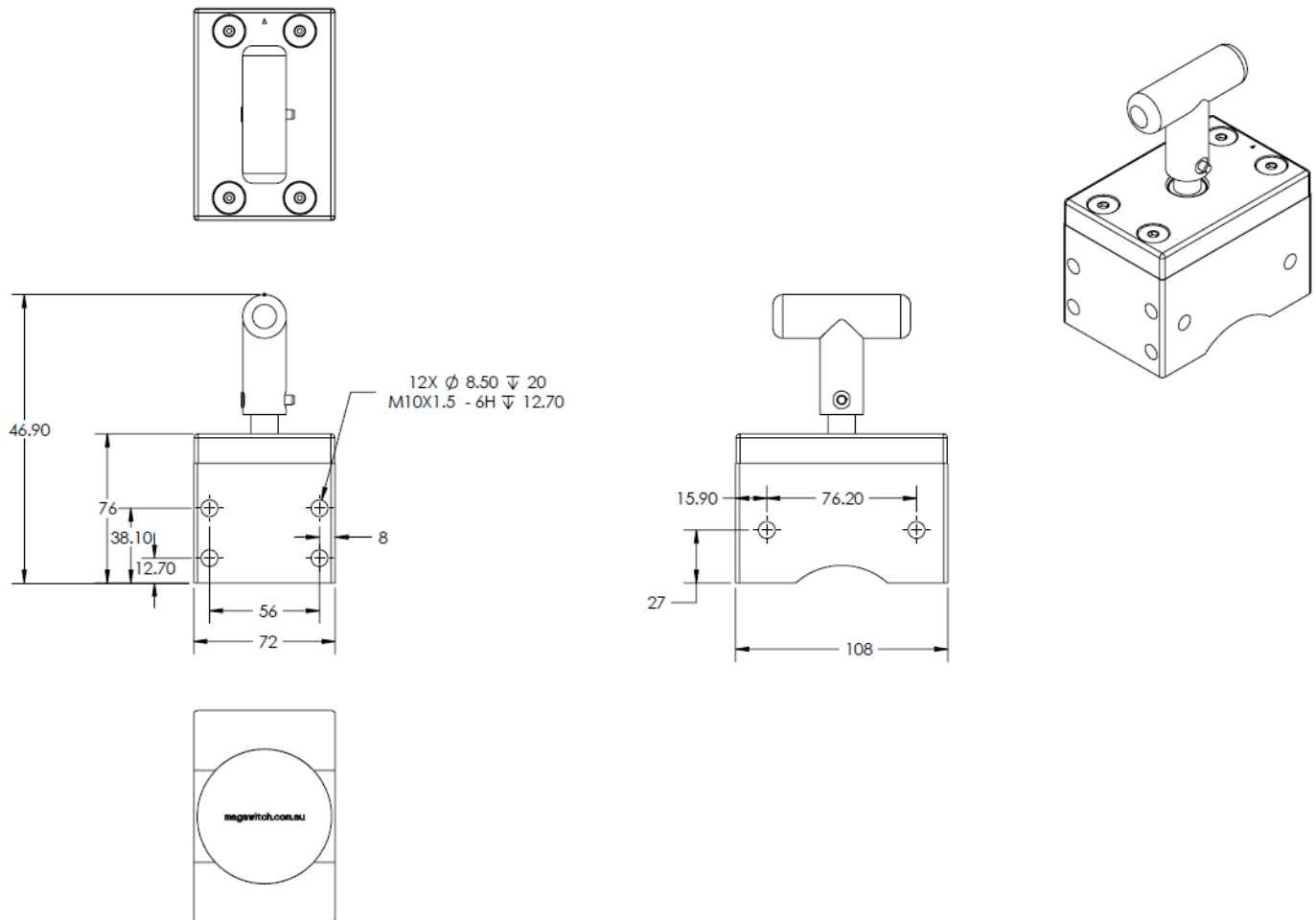
Doc Num 01

Subject to technical and color changes. No liability for errors and misprints assumed. © Magswitch Technologies 2024

# MagSquare 1000

P/N: 8100099

## Drawings



Magswitch Technologies | 1000 S. McCaslin Blvd.  
Suite 301 | Superior | Colorado 80027  
+1 (303) 468.0662 | sales@magswitch.com

MSA Magnetics | 4 Prince of Wales Ave  
Unanderra NSW | 2526 | +61 2 4272 8180  
sales@msamagnetics.com.au

**MAGSQUARE 1000**  
**8100099**

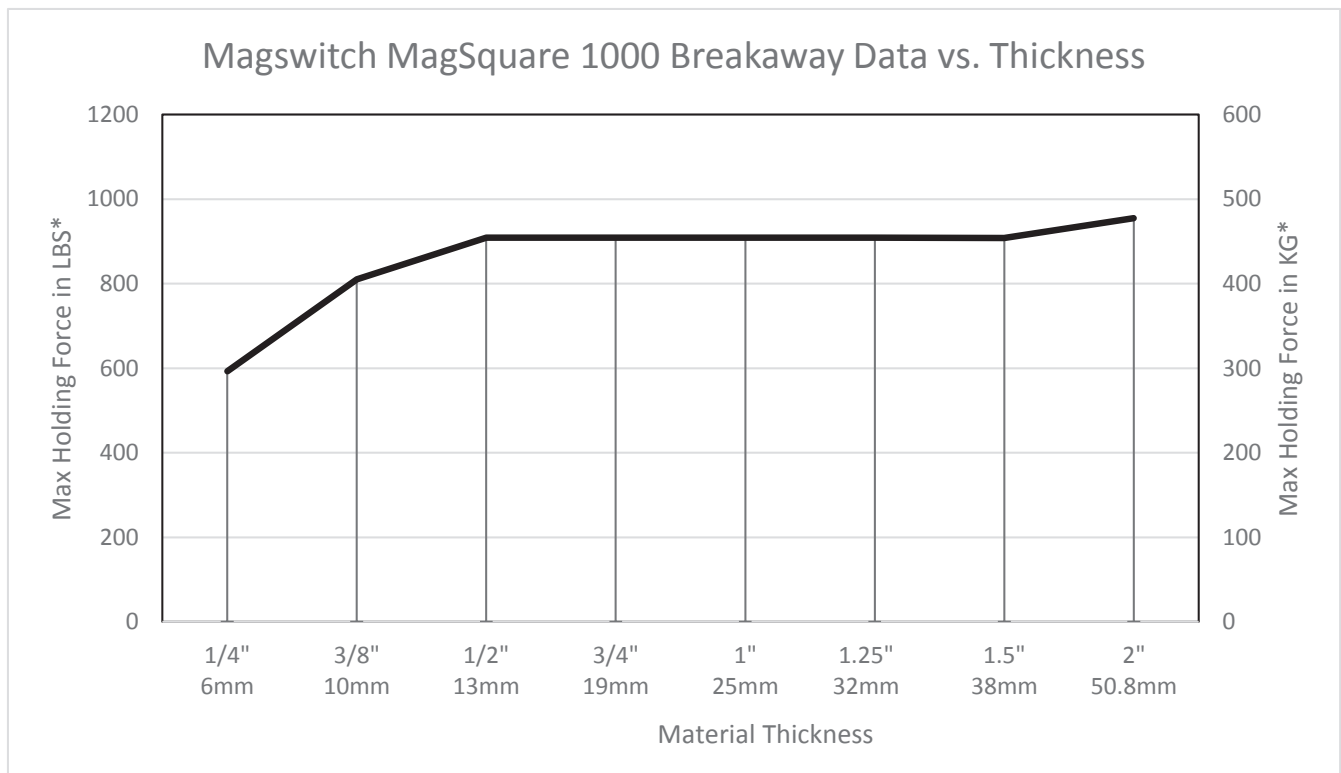
Doc Num 01

Subject to technical and color changes. No liability for errors and misprints assumed. © Magswitch Technologies 2024

# MagSquare 1000

P/N: 8100099

## Breakaway Data



\* Max Breakaway determined in laboratory environment on 2" thick SAE1018 Steel with surface roughness 63 micro inches. Many factors contribute to the actual breakaway force in each application. Always test the magswitch in each application before deployment. Refer to the magswitch information booklet for more information.



Magswitch Technologies | 1000 S. McCaslin Blvd.  
Suite 301 | Superior | Colorado 80027  
+1 (303) 468.0662 | [sales@magswitch.com](mailto:sales@magswitch.com)

MSA Magnetics | 4 Prince of Wales Ave  
Unanderra NSW | 2526 | +61 2 4272 8180  
[sales@msamagnetics.com.au](mailto:sales@msamagnetics.com.au)

**MAGSQUARE 1000**  
**8100099**

Doc Num 01

Subject to technical and color changes. No liability for errors and misprints assumed. © Magswitch Technologies 2024